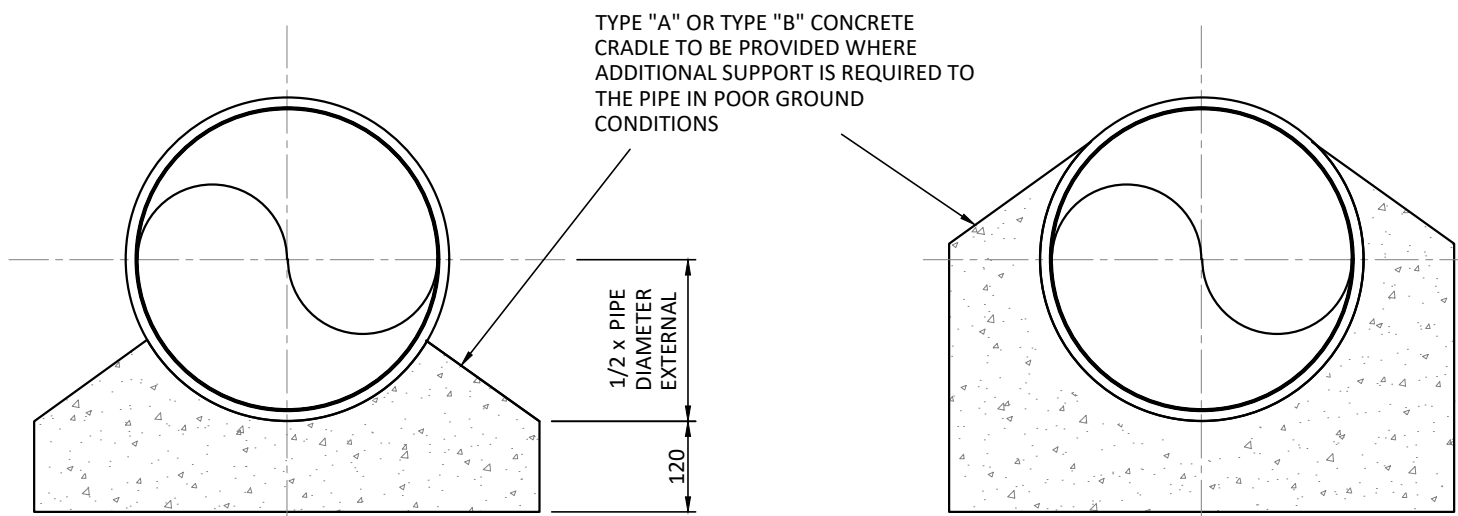


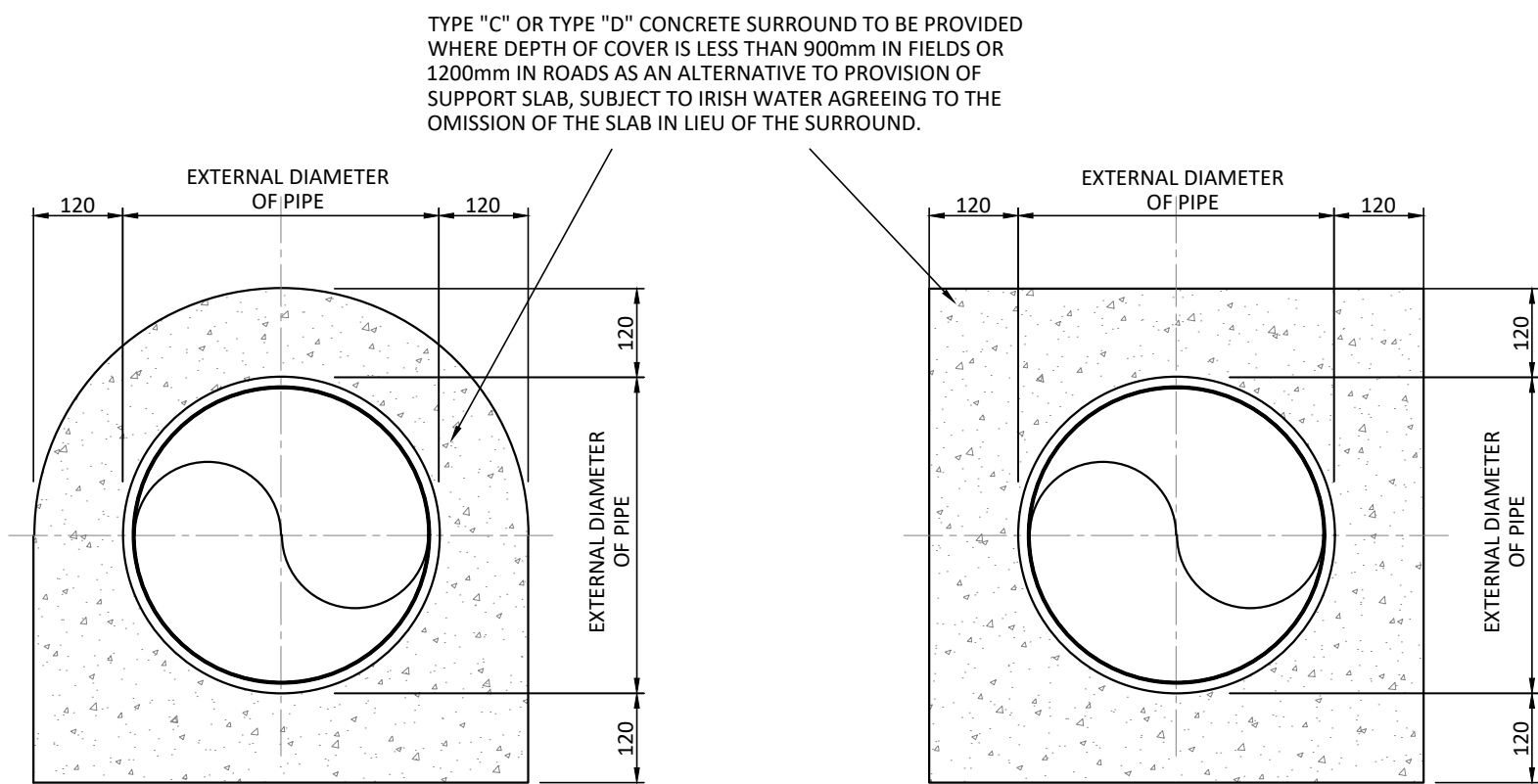
REDUCED COVER
PROTECTION SLAB DETAIL

SECTION A-A



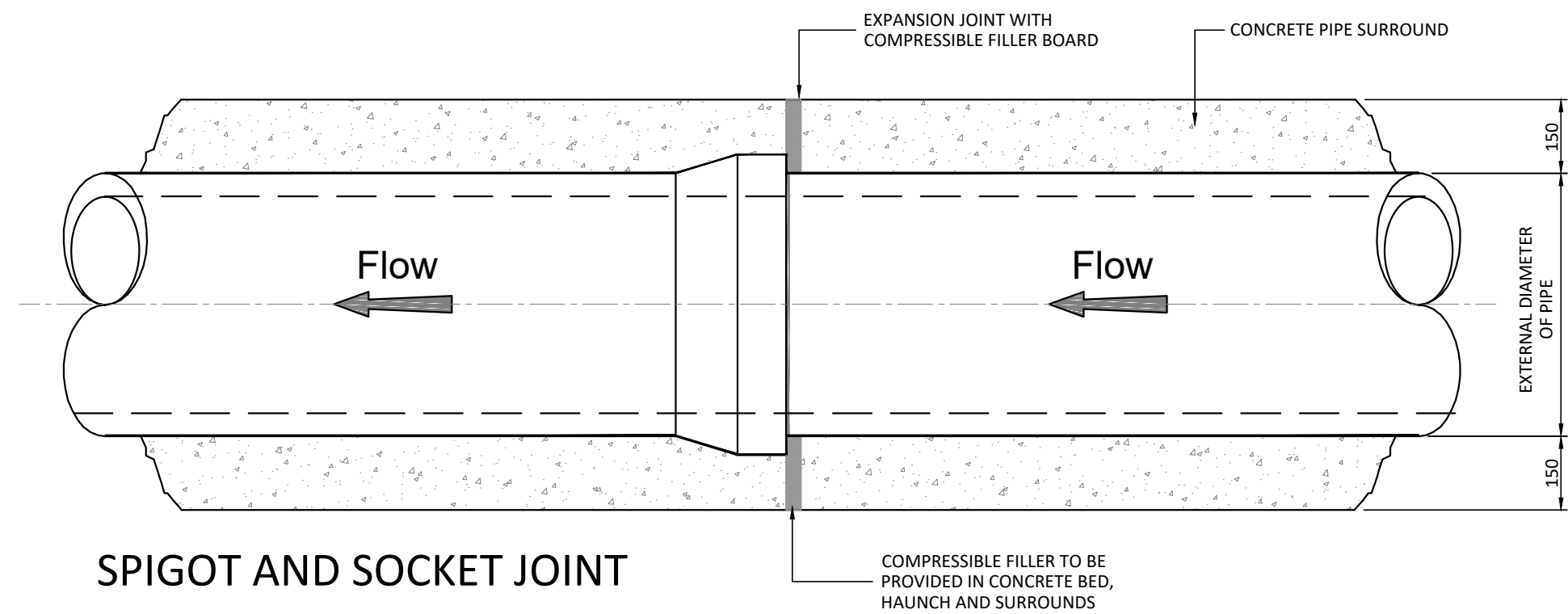
TYPE 'A' (BED)

TYPE 'B' (HAUNCH)



TYPE 'C' (SURROUND)

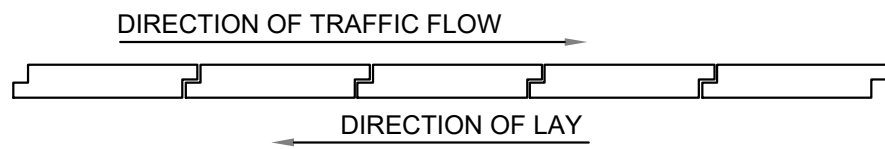
TYPE 'D' (SURROUND)



SPIGOT AND SOCKET JOINT

CONCRETE PROTECTION SLAB, BED, HAUNCH, AND SURROUND, TO WASTERWATER PIPES NOTES:

1. FOR ANY SLABBING WORKS TO BE CARRIED OUT WITHIN THE VICINITY OF THE PIPELINE, A METHOD STATEMENT IS TO BE SUBMITTED FOR REVIEW BY IRISH WATER.
2. MARKER TAPE TO BE PLACED ABOVE THE SLAB AND ALONG THE DIRECTION OF THE PIPELINE
3. CONCRETE TO BE GRADE C30/35
4. MINIMUM COVER TO STEEL REINFORCEMENT =40mm
5. SLABS TO BE DESIGNED FOR USE UNDER A HB25 LOAD IN ACCORDANCE WITH BS5400-2. DESIGN TO BE SUBMITTED TO IRISH WATER FOR ASSESSMENT PRIOR TO INSTALLATION.
6. THE SOIL ON WHICH THE SLAB RESTS MUST HAVE A CBR OF 4% OR GREATER.WHERE THE CBR IS LESS THAN 4% THE MATERIAL SHALL BE REMOVED AND REPLACED WITH IMPORTED GRANULAR MATERIAL AS APPROVED BY IRISH WATER.
7. IF DIRECTION OF PIPELINE AND DIRECTION OF TRAFFIC FLOW ARE PARALLEL, THE DIRECTION OF LAY OF THE SLAB IS TO BE AGAINST THE DIRECTION OF TRAFFIC FLOW.



8. IF PIPELINE PROTECTION SLAB IS TO BE USED SOLELY FOR IMPACT PROTECTION & OVERALL DEPTH OF COVER IS GREATER THAN 1.2m, THE DISTANCE BETWEEN UNDERSIDE OF SLAB & TOP OF PIPE MAY BE INCREASED AFTER CONSULTATION WITH IRISH WATER.
9. ALL DIMENSIONS ARE IN MILLIMETRES (mm) UNLESS NOTED OTHERWISE.
10. CONCRETE BED AND HAUNCHES MAY BE REQUIRED TO PROVIDE ADDITIONAL SUPPORT IN POOR GROUND CONDITIONS. PROPOSALS TO BE PROVIDED TO IRISH WATER WITH GEOTECHNICAL REPORT SUPPORTING THEIR USE.
11. CONCRETE SURROUNDS SHALL HAVE A MINIMUM THICKNESS OF 150mm WITH AN ABSOLUTE MINIMUM DEPTH OF COVER ABOVE THE EXTERNAL CROWN OF THE PIPE OF 750mm.
12. ALL CONCRETE TO BE IN ACCORDANCE WITH IS EN 206 AND TO BE GRADE C16/20 TO IS EN206
13. THE HAUNCHES AND SURROUNDS TO BE FORMED USING FORM WORK TO PROVIDE A ROUGH CAST FINISH.
14. EXPANSION JOINTS IN THE CONCRETE SHALL BE PROVIDED AT ALL PIPE JOINTS TO ALLOW FOR PIPE FLEXIBILITY, COMPRESSIBLE FILLER BOARD TO BE IN ACCORDANCE WITH BS EN 622-1 AND BS EN 622-4, AND TO BE 18mm THICK.
15. POLYETHYLENE AND UPVC PIPES SHALL BE WRAPPED IN PLASTIC SHEETING HAVING A COMPOSITION IN ACCORDANCE WITH BS 6076 BEFORE BEING CAST INTO CONCRETE.
16. BITUMINOUS MATERIAL SHALL NOT BE PUT IN CONTACT WITH PE OR PVC PIPES.

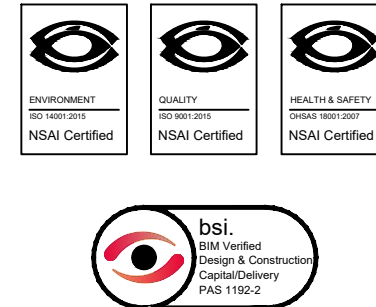
ORDNANCE SURVEY OF IRELAND LICENCE NO. CYALS0213875 © GOVERNMENT OF IRELAND

- FOR SETTING OUT REFER TO ARCHITECT'S DRAWINGS.
- THIS DRAWING TO BE READ IN CONJUNCTION WITH ALL OTHER ARCHITECTURAL AND ENGINEERING DRAWINGS AND ALL OTHER RELEVANT DRAWINGS AND SPECIFICATIONS.
- DO NOT SCALE THIS DRAWING. USE FIGURED DIMENSIONS ONLY.
- NO PART OF THIS DOCUMENT MAY BE REPRODUCED OR TRANSMITTED IN ANY FORM OR STORED IN ANY RETRIEVAL SYSTEM OF ANY NATURE WITHOUT THE WRITTEN PERMISSION OF O'CONNOR SUTTON CRONIN AS COPYRIGHT HOLDER EXCEPT AS AGREED FOR USE ON THE PROJECT FOR WHICH THE DOCUMENT WAS ORIGINALLY ISSUED.

Rev No.	Date	Revision Note	Drn by	Chkd by
P01	17/09/21	ISSUED FOR INFORMATION	RM	AH
P02	19/10/21	STAGE COMPLETE - SUITABLE FOR STAGE APPROVAL	RM	SMG
P03	25/04/22	FOR PLANNING	RM	MKo

Rev No.	Date	Revision Note	Drn by	Chkd by

PLANNING DRAWING.
NOT FOR CONSTRUCTION.
ALL LEVELS GIVEN ARE
RELATIVE TO ORDENANCE DATUM.
THIS DRAWING HAS BEEN ISSUED FOR INFORMATION
PURPOSES ONLY AND MUST NOT BE USED
FOR CONSTRUCTION UNDER ANY CIRCUMSTANCES



Head Office,
9 Prussia Street,
Dublin 7.
D07 KT57

TEL +353 (0)1 8682000
e: contactus@ocsc.ie
w: www.ocsc.ie



Dublin | London | Belfast | Galway | Cork

Client: ZOLBURY LIMITED
Project: BLACKGLEN ROAD

Title: STORM WATER STANDARD DETAILS
SHEET 5 OF 7

Code	Originator	Zone	Level	Type	Role	Number	Status	Revision
Z040	OCSC	XX	XX	DR	C	0524	S4	P03
Date: 06/09/21Scale:SHWN @ A1 Drn by:RM Chkd by:AH Aprvd by:AH								